Schraubenanzugsmoment T_A = 14 Nm
Screw tightening torque T_A = 14 Nm
Reibschlussmoment ∅25 H7/ T_R = 98 Nm
transmittable friction torque ∅25 H7/ T_R = 98 Nm

Schraubenanzugsmoment (5) T_A = 25 Nm
screw tightening torque (5) T_A = 25 Nm
Reibschlussmoment ∅38 T_R =109 Nm
transmittable friction torque ∅38 T_R =109 Nm

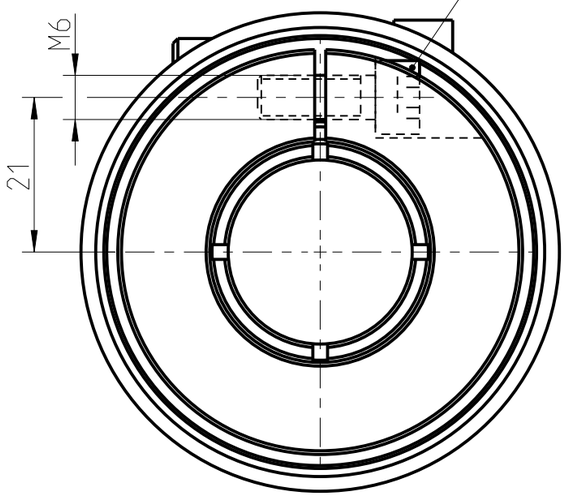

A-A

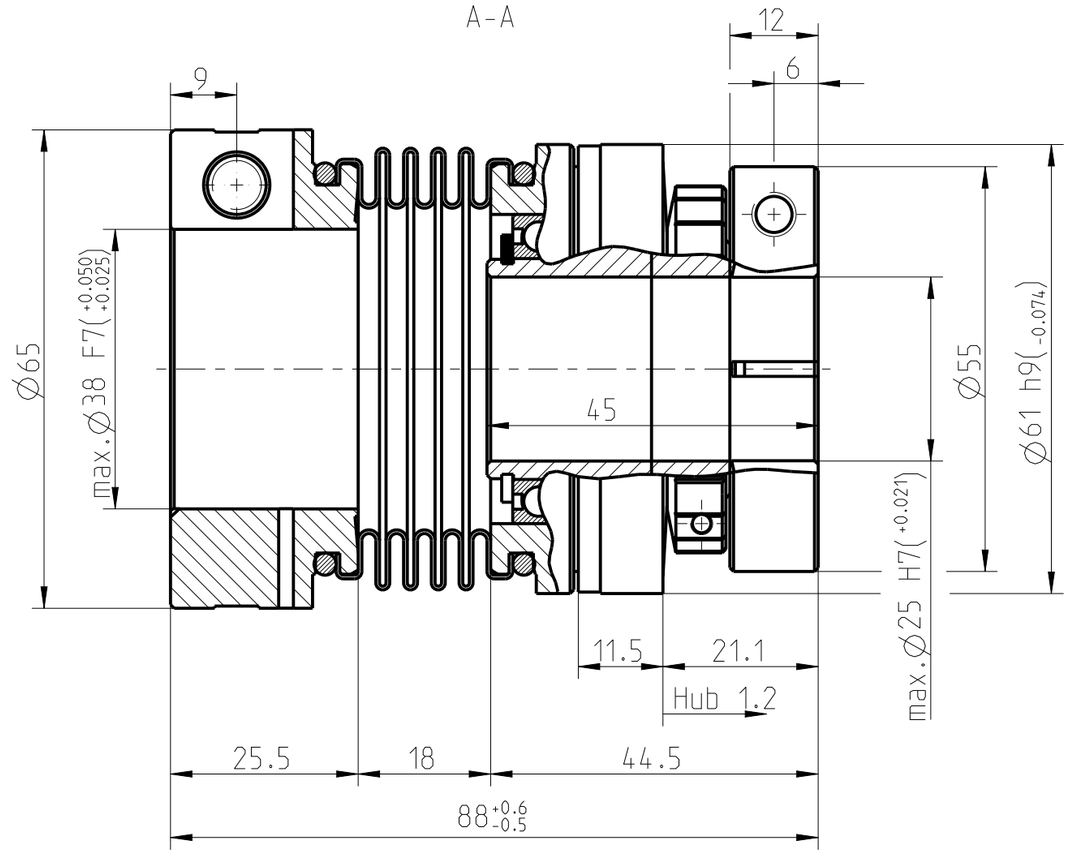

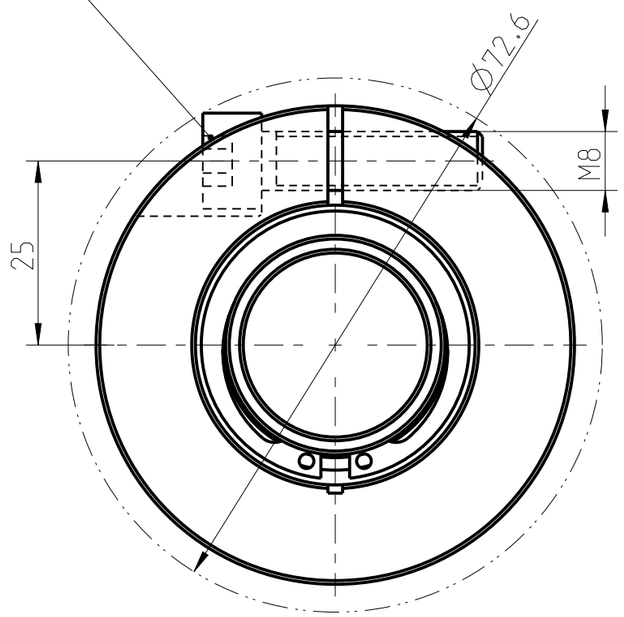

TOOLFLEX 38
Drehmoment / Torque
Balg / bellow
T_{KN} = 65 Nm

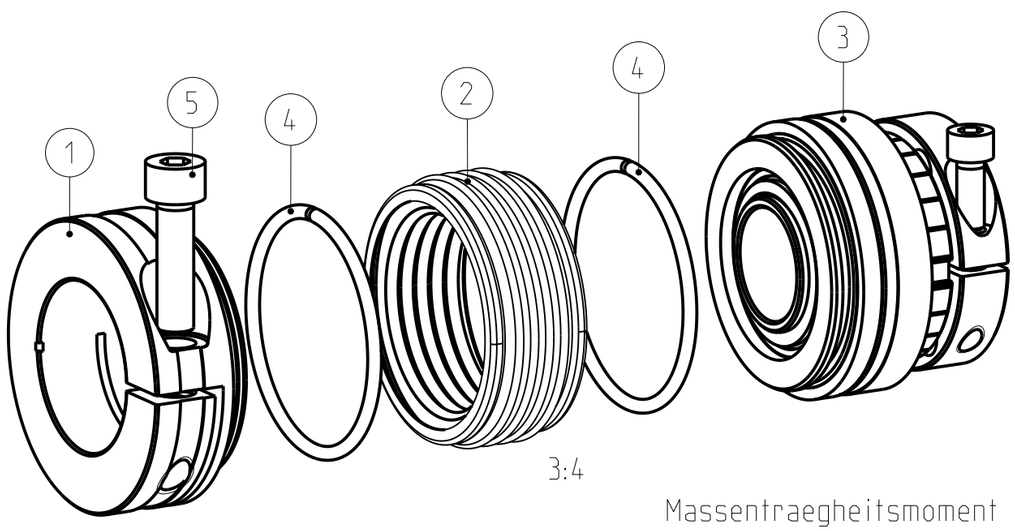

Massentraegheitsmoment /
Mass moment of inertia: 3.23 $\times 10^{-4}$ kgm^2

Drehmomente / Torques [Nm]		
T1	T2	T3
9 - 15	20 - 35	40 - 65

Oberflaechenguete nach DIN ISO 1302 Reihe 2 Surface quality acc. to DIN ISO 1302 line 2		Schutzvermerk ISO 16016 beachten Note protection mark acc. to ISO 16016	
Allgemeintoleranzen nach DIN ISO 2768 - mh General tolerances acc. to DIN ISO 2768-	Masstab Scale	6:5	Format DIN Size A3
SYNTEX-NC 25-(DK/SK Ausf.)-6.1	KTR-Kupplungstechnik GmbH D-48407 Rheine		

	gezeichnet drawn	Werkstoff Material		Teilnummer Part number	Kz	Lfd.-Nr. Current number	Index Change
Datum	08.09.14	DIN			M	617217	1
Name	FE	Gewicht Weight	0.548				