




For advanced
drive
technology

BoWex[®]

Engine Drive Couplings,
Pump Mounting Plates

DEUTZ Engines;
FL 1011/ FM 1011



The original field proven
BoWex[®] flywheel coupling
for hydrostatic pump drives

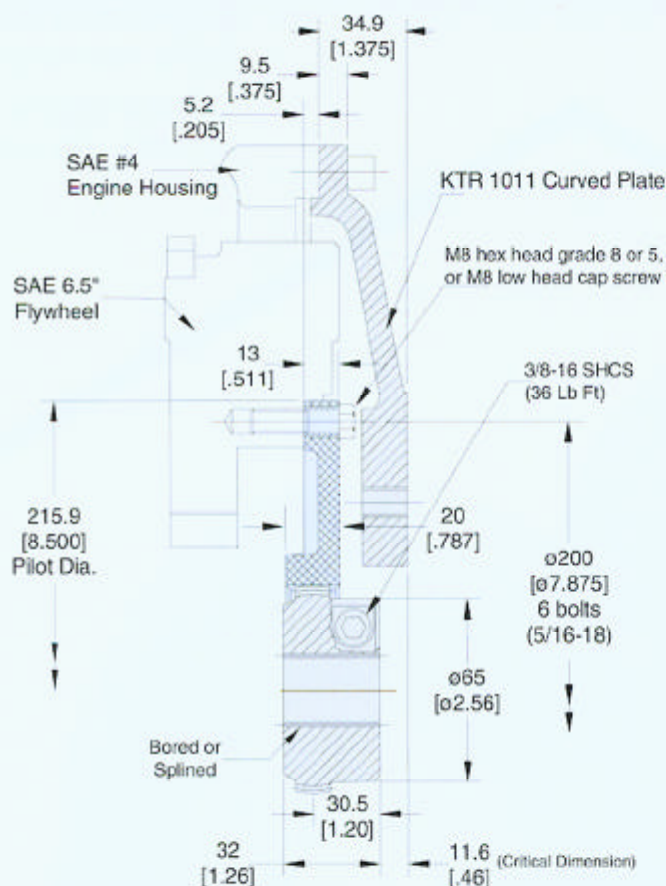
KTR CORPORATION

P.O. Box 9065 • Michigan City, IN • 46361

Phone: 219-872-9100 • Fax: 219-872-9150

E-mail: ktrcorp@adsnet.com

BW-DZ-99



BoWex® 42 FLE Coupling:

6.5 SAE Nylon Flange
42 ED Cross Clamped Hub

KTR 1011 Curved Plate

SAE #4 / A, B or C pump pilots

Features:

Free Axial Travel; hub teeth slide freely in the nylon flange's internal gear.

Misalignment; crowned hub teeth allows for angular misalignment, reducing forces on pump's bearings and seal.

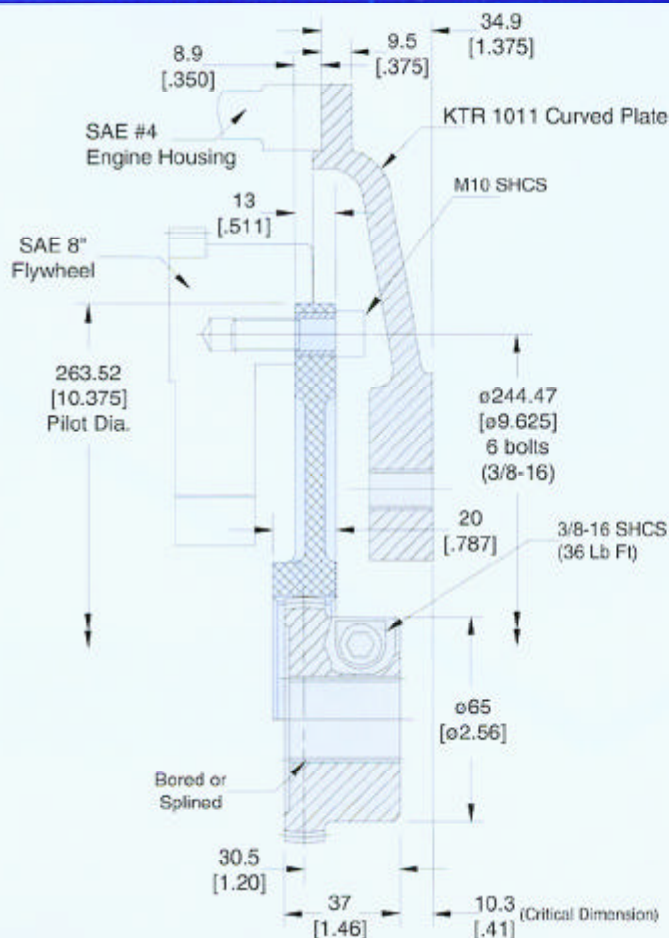
Nylon Flange; designed for operation a diesel engine environments, heat stable to 250° F.

Reliability; over 500,000 field installations in 20 years prove the design reliability.

Recommended Tightening Torque:

M8* Hex or SHCS - 18 ft. lb.
3/8-16 SHCS - 36 ft. lb.

* - Loctite recommended



BoWex® 42 FLE Coupling:

8 SAE Nylon Flange
42 ED Cross Clamped Hub

KTR 1011 Curved Plate

SAE #4 / A, B or C pump pilots

Features:

Free Axial Travel; hub teeth slide freely in the nylon flange's internal gear.

Misalignment; crowned hub teeth allows for angular misalignment, reducing forces on pump's bearings and seal.

Nylon Flange; designed for operation a diesel engine environments, heat stable to 250° F.

Reliability; over 500,000 field installations in 20 years prove the design reliability.

Recommended Tightening Torque:

M10* SHCS - 36 ft. lb.
3/8-16 SHCS - 36 ft. lb.

* - Loctite recommended